

FILMED
LABORATOIRES

AUSTRALIA



NANOSOFT™


A NEW EXPERIENCE

IN SKIN REJUVENATION

DELICATE ZONES DIFFICULT TO TREAT

THE MAIN WOMEN'S CONCERNS

YOUR SKIN REFLECTING YOU



SOME SKIN ZONES ARE MORE FRAGILE THAN OTHER

48% DARK CIRCLES
35% CROW'S FEET

35% LINES AROUND THE MOUTH AND LIPS

27% NECK (FIRMNESS & ELASTICITY)

EYE CONTOUR - PERIORAL AREA - NECK & DECOLLETAGE



First areas to show ageing signs



Continuous movement



Difficult to target efficiently

NANOSOFT™ DEVICE

NEW EXCLUSIVE PENETRATION TECHNOLOGY

NANOSOFT™ BY FILLMED, A REAL REVOLUTION IN AESTHETICS

EASY TO HANDLE
Blue line for injection's orientation

CONTROLLED & SECURE INTRADERMAL DELIVERY
3 microneedles, 0.6mm in length

Certified medical device

OPTIMAL DESIGN
Can be mounted on any standard syringe



NANOSOFT™, THE SMALLEST NEEDLE ON THE MARKET

3 TIMES SMALLER THAN AN INJECTION NEEDLE

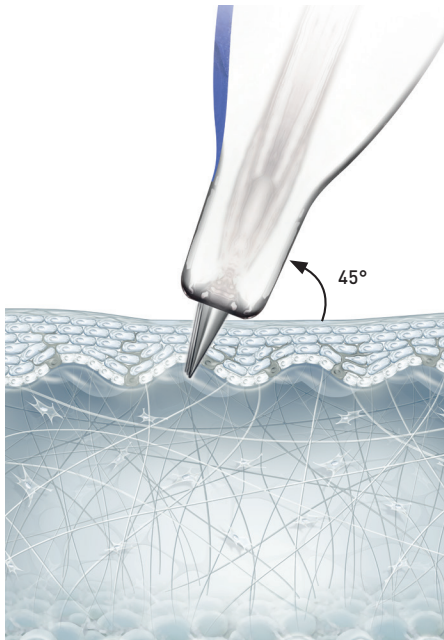


Dispenser of 30 sterile devices
Sterilization by EtO (Ethylene-Oxide)

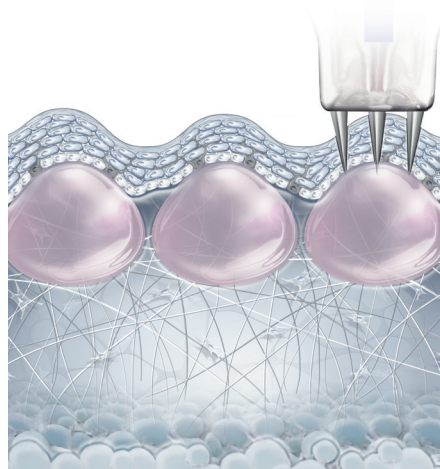
* Arcane study 2018 - 8,646 women (aged 18-75).

UNIQUE MICRO-NEEDLING TECHNOLOGY

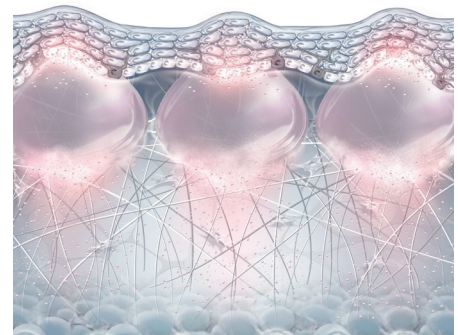
CHRONO-DIFFUSION FROM THE PAPULAS



1/ Into the upper dermis



2/ Creation of a papula



3/ Chrono-diffusion

4/ The papulas disappear after 24h max

NANOSOFT™ BETTER RESULTS IN LESS TIME

INTRADERMAL WITH NANOSOFT™

PERIORBITAL AREA



by Dr. Valérie PHILIPPON



by Dr. Riekie SMIT

BEFORE

NECK



by Dr. Riekie SMIT

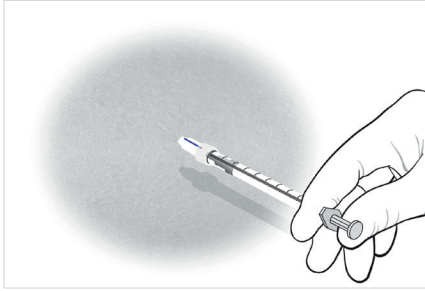


by Dr. Riekie SMIT

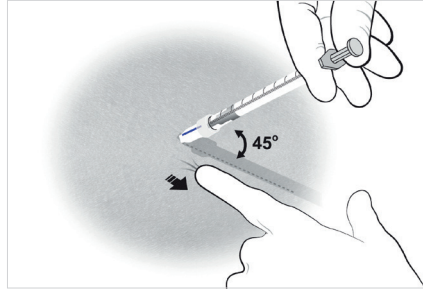
AFTER 1 SESSION

VISIBLE RESULTS EVEN
AFTER 1 SESSION

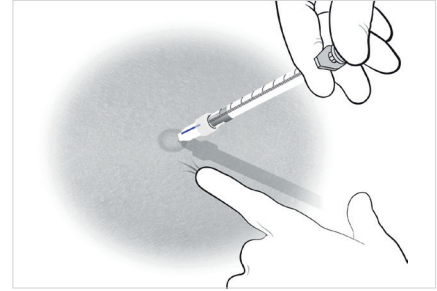
HOW TO USE NANOSOFT™



1/ The blue line must always face you.



2/ Stretch the skin and insert the device at a 45° angle.



3/ Inject slowly and expect strong resistance, a tiny papula will form. Repeat every centimetre to cover the full area.

TRAINING MOVIE



BEAUTY IS AN ART, WE MADE IT A SCIENCE

FILLMED

A DIVISION OF THE CRYOMED GROUP IN AUSTRALIA AND NEW ZEALAND

1300 346 448 E: info@cryomed.com.au W: cryomed.com.au